



Sr. No.	Description	Unit	Rate (Rs.)		Ref. Tech. Specs.
			Labour	Composite	
					

Sr. No.	Description	Unit	Rate (Rs.)		Ref. Tech. Specs.
			Labour	Composite	



Sr. No.	Description	Unit	Rate (Rs.)		Ref. Tech. Specs.
			Labour	Composite	




Sr. No.	Description	Unit	Rate (Rs.)		Ref. Tech. Specs.
			Labour	Composite	
					

Sr. No.	Description	Unit	Rate (Rs.)		Ref. Tech. Specs.
			Labour	Composite	




Sr. No.	Description	Unit	Rate (Rs.)		Ref. Tech. Specs.
			Labour	Composite	





Sr. No.	Description	Unit	Rate (Rs.)		Ref. Tech. Specs.
			Labour	Composite	
					


Sr. No.	Description	Unit	Rate (Rs.)		Ref. Tech. Specs.
			Labour	Composite	





Sr. No.	Description	Unit	Rate (Rs.)		Ref. Tech. Specs.
			Labour	Composite	
					

Sr. No.	Description	Unit	Rate (Rs.)		Ref. Tech. Specs.
			Labour	Composite	
					

Sr. No.	Description	Unit	Rate (Rs.)		Ref. Tech. Specs.
			Labour	Composite	
					

Sr. No.	Description	Unit	Rate (Rs.)		Ref. Tech. Specs.
			Labour	Composite	
					

Sr. No.	Description	Unit	Rate (Rs.)		Ref. Tech. Specs.
			Labour	Composite	
					

Sr. No.	Description	Unit	Rate (Rs.)		Ref. Tech. Specs.
			Labour	Composite	
					
10-76	Supply of following items to be used for construction of suspension bridge				
a)	Main ropes 1.25" dia.	R.M. R.ft.	- -	590.65 180.05	10.2.4
b)	Wind guy ropes 1" dia.	R.M. R.ft.	- -	425.25 129.60	10.2.4
c)	Wind guy ropes 3/4" dia.	R.M. R.ft.	- -	292.50 89.18	10.2.4
d)	Wind guy ropes 1/2" dia.	R.M. R.ft.	- -	236.25 72.00	10.2.4
e)	Main cable clamp	Each	-	956.25	10.2.4
f)	Transom clamp	Each	-	425.25	10.2.4
g)	Road bear clamp	Each	-	956.25	10.2.4
h)	Wind guy clamp	Each	-	708.75	10.2.4

Sr. No.	Description	Unit	Rate (Rs.)		Ref. Tech. Specs.
			Labour	Composite	
	i) U Grips 3/4" dia	Each	-	472.50	10.2.4
	j) U Grips 1.5" dia	Each	-	378.00	10.2.4
	k) U Grips 1" dia	Each	-	474.55	10.2.4
	l) Wind guy double clamp	Each	-	331.90	10.2.4
	m) Thimble plate 1.5" dia	Each	-	354.40	10.2.4
	n) Thimble plate 1" dia	Each	-	294.75	10.2.4
	o) Thimble plate 3/4" dia	Each	-	212.65	10.2.4
	p) Thimble plate 1/2" dia	Each	-	180.00	10.2.4
10-77	Supply and fix following items to be used for construction of suspension bridge				10.2.4
	a) R.S. Joist transom	R.M. R.ft.	- -	1,741.50 530.95	
	b) Coupling machine	Each	-	2,250.00	
	c) Saddle plates	Each	-	1,390.50	
	d) Steel runners 3" x 6" dia.	Each	-	590.65	
10-78	a) Supplying and fixing of steel deck plate (stainless) of following thicknesses complete in all respect including cutting, jointing etc. including all accessories				10.2.4
	i) 1/4" Thick	Sq.m. Sq.ft.	- -	6,867.80 638.25	
	ii) 3/8" Thick	Sq.m. Sq.ft.	- -	9,790.45 909.90	
	iii) 1/2" Thick	Sq.m. Sq.ft.	- -	13,053.95 1,213.19	
	b) Launching of main ropes wind/ guy ropes etc. complete in all respect including all arrangements as per direction of the	R.M. R.ft.	2,462.50 750.76		
10-79	Providing and pre-stressing 1/2" (12.5 mm) dia. wire strand including cost of cable, Anchorage cone sets, corrugated steel sheath duct, PE grout vents, PE grout tube, PVC wrapping tape, steel binding wire, cement grout and grout additive as per specifications including all arrangements, supply of recorded data in triplicate as per direction of the Engineer in charge	Ton	7,544.65	257,666.55	6.2.1 6.2.2 6.5.2, 6.5, 6.5.10
10-79b	Launching and placing of Precast/ Pre-stressed Girder including all arrangements as per direction of the Engineer in charge	Ton	487.50	1,550.00	6.5.10
10-80	Supplying standard helical core for cable size 12/5mm or 12/7mm including cutting, wastage (closed helical length to be measured)	R.M. R.ft..	6.70 2.05	122.15 37.25	6.5.4
10-81	Providing and fixing hydra rigid sheath including jointing sheath with threaded couplers and tapes				6.5.4
	a) Sheath size 32 mm internal dia and 37 mm external dia.	R.M. R.ft..	2.90 0.88	63.15 19.25	
	b) Sheath size 42 mm internal dia and 48 mm external dia.	R.M. R.ft..	3.90 1.19	84.20 25.67	
10-82	Providing and fixing self coupling welded steel sheath including threading, inserting cables in sheath, telescopic jointing, taping and binding				6.5.4
	a) Sheath size 32 mm internal dia and 37 mm external dia.	R.M. R.ft..	2.60 0.79	56.15 17.12	
	b) Sheath size 42 mm internal dia and 48 mm external dia.	R.M. R.ft..	3.25 0.99	70.20 21.40	

Sr. No.	Description	Unit	Rate (Rs.)		Ref. Tech. Specs.
			Labour	Composite	
10-83	Providing and fixing anchorages to beam ends and top surface of beams (if no end block is used) on sets of one female and one male cone complete with inserts, holding device, lining on the face of female cone with gasket, interior with high tensile steel spiral and the male outer with corborandum ferrule connection etc.				6.2.2.(d)
a)	12/5 mm dia Anchorage	Set	1,250.00	4,088.15	
b)	12/7 mm dia Anchorage	Set	1,093.75	4,015.40	
c)	12/8 mm dia Anchorage	Set	1,093.75	4,015.40	
d)	Extra if RCC precast end block is used having 1:1:2 cement concrete including providing and fixing steel hooks, lifting and placing block in position, but excluding the cost of reinforcement.	Cu.m. Cu.ft..	4,105.05 116.25	12,146.55 344.00	5
e)	Extra if Margalla crushed stone 3/4" (19 mm) is used in place of local crushed aggregate	Cu.m. Cu.ft..	- -	1,080.60 30.60	5
10-84	Providing and fixing 40 mm internal dia steel pipe 10 S.W.G. at end of prestressing cable	R.M. R.ft..	2.85 0.85	145.40 44.30	6.5.2 6.5.4
10-85	Stressing freyssinet cables upto 12/7mm and of any length with stressing jacks to appropriate strength to beams as per specifications including all arrangements, supply of recorded data in triplicate and anchoring cables till release as per direction of the Engineer in charge	Cable	251.55	1,234.65	6.5.7
10-86	Injecting cement mortar grout in prestressed cable of any dia and length under pressure				6.5.9
a)	Cement mortar 1 : 1	R.M. R.ft..	13.85 4.20	33.40 10.20	
b)	Cement mortar 1 : 1 : 1.5	R.M. R.ft..	13.85 4.20	30.20 9.20	
10-87	Cutting off and trimming ends of post-tensioned prestressed cables				
a)	12/5 mm dia cables	Cable end	171.55	194.05	
b)	12/7 mm dia Anchorage	Cable end	209.70	237.20	
10-88	Assembling, placing and attaching prestressing wires of sizes upto 8mm including looping and attaching at non jacking end including cost of binding wire/strands (length finally used to be	R.M. R.ft..	2.90 0.90	4.10 1.25	6.5.5
10-89	Placing prefabricated cables carefully with sheath in the formwork to correct profile as per design and drawings including looping and attaching wires at non-jacking end (beam length to be measured)	R.M. R.ft..	34.30 10.46	37.75 11.51	6.5.4 6.5.5
10-90	Supplying high tensile steel wires upto 8mm size and strands for prestressed concrete as specified including cutting and wastage (untensioned length finally used in the prestressed member to be measured for the purpose of payment)	Ton	-	155,191.20	6.20
10-91	Providing and laying including fixing in position untensioned steel reinforcement as per design and drawings including straightening, removing rust, cutting, bending, binding, overlaps, wastage and the cost of cement concrete or M.S. chairs and the cost of binding wire				6.4
a)	M.S. bars	Ton	7,474.95	88,966.55	
b)	High tensile steel of specified grade.	Ton	7,474.95	153,413.10	
10-92	Supplying, fabricating and fixing formwork in prestressed concrete beams of all sections including removal of formwork	Sq.m. Sq.ft.	219.20 20.35	372.20 34.60	6.5.6

Sr. No.	Description	Unit	Rate (Rs.)		Ref. Tech. Specs.
			Labour	Composite	
10-93	Supplying, fabricating and fixing formwork in the prestressed concrete slab of all sizes including removal of formwork	Sq.m. Sq.ft.	331.60 30.70	466.45 43.19	6.5.6
10-94	Providing and laying reinforced cement concrete using crushed aggregate 19mm and down gauge in the prestressed concrete work, compacting with vibrator and curing but excluding the cost of reinforcement and shuttering.				6.5.6
a)	1 : 1 : 2	Cu.m. Cu.ft..	2,432.80 68.90	12,372.20 350.40	
b)	Extra if Margalla crushed stone is used in place of local crushed aggregate over item 6-15(a)	Cu.m. Cu.ft..	- -	1,607.60 45.55	
c)	1 : 1.5 : 3	Cu.m. Cu.ft..	1,468.75 41.60	9,599.60 271.85	
d)	Extra if Margalla crushed stone is used in place of local crushed aggregate over item 6-15(c)	Cu.m. Cu.ft..	- -	1,753.75 49.71	
e)	1 : 2 : 4	Cu.m. Cu.ft..	1,468.75 41.60	8,549.85 242.15	
f)	Extra if Margalla crushed stone is used in place of local crushed aggregate over item 6-15(e)	Cu.m. Cu.ft..	- -	1,753.75 49.65	
10-95 a)	Making good requisite anchorage recesses with cement concrete 1:1:2 using crushed aggregate of approved size including formwork and its removal and cutting	One job	2.10	187.20	6.3 6.5.6
b)	Extra if Margalla crushed stone is used in place of local crushed aggregate over item 6-16(a)	One job	-	1,607.60	
10-96	Stacking post tensioned precast beams and slabs upto lead of 500 ft (150 m) including loading and unloading				
a)	Upto 50 ft. (15.25 m) length	Cu.m. Cu.ft..	398.45 11.30	610.40 17.30	
b)	Above 50 ft. (15.25 m) length	Cu.m. Cu.ft..	504.70 14.30	718.80 20.35	
10-97	Hoisting post tensioned precast beams and slabs by mechanical means upto lift of 18 ft (5.5 m) above ground level and placing in position				6.5.10
a)	Upto 50 ft. (15.25 m) length	Cu.m. Cu.ft..	265.65 7.53	474.95 13.46	
b)	Extra for every 12 ft. (3.75m) additional lift or part thereof on item 6-18(a) above	Cu.m. Cu.ft..	212.50 6.02	287.50 8.15	
c)	Above 50 ft. (15.25 m) length	Cu.m. Cu.ft..	318.75 9.05	1,044.25 29.55	
d)	Extra for every 12 ft. (3.75m) additional lift or part thereof on item 6-18(c) above	Cu.m. Cu.ft..	265.65 7.53	530.00 15.02	
10-98	Stressing pretensioned wires sizes upto 7mm dia with stressing jacks to appropriate strength in the prestressed concrete work including providing end anchorage and its removal, supply of recorded data in triplicate, anchorage wires or strands till release.	Wire	129.70	1,112.80	6.5.7 6.5.8
10-99	Cutting off and trimming the ends of pretensioned wire size upto 8mm dia.	Wire	82.30	89.80	

Sr. No.	Description	Unit	Rate (Rs.)		Ref. Tech. Specs.
			Labour	Composite	
10-100	Fabrication of high tensile steel prestressing cables for prestressed (post tensioned) concrete, including assembling by drawing the H.T. wire through metal spacer plate, inserting in helix core and taping or tying, sheathing in longitudinally welded metal corrugated sheath, positioning, anchorage with male and female set of anchorage cone, forming ducts for transverse cable, stressing cables with jack at both ends as per stressing schedule, maintaining stressing record and supply the same in the approved proforma to the Engineer-in-charge, making loop at blind end, including all materials required for it, grouting the cable ducts with cement, cutting projected ends and making good recesses, etc., complete in all respects.				6.50
a)	12/5 mm dia Anchorage	R.M.	1,250.00	4,088.15	
		R.ft..	381.10	1,246.39	
b)	12/7 mm dia Anchorage	R.M.	1,093.75	4,015.40	
		R.ft..	333.46	1,224.21	
c)	12/8 mm dia Anchorage	R.M.	1,093.75	4,015.40	
		R.ft..	333.46	1,224.21	
d)	Extra if RCC precast end block is used having 1:1:2 cement concrete including providing and fixing steel hooks, lifting and placing block in position, but excluding the cost of reinforcement.		1,012.50	13,159.05	
			308.69	4,011.91	



Sr. No.	Description	Unit	Rate (Rs.)		Ref. Tech. Specs.
			Labour	Composite	



Sr. No.	Description	Unit	Rate (Rs.)		Ref. Tech. Specs.
			Labour	Composite	

